



4

You are pretty big,
and I am pretty small.



5

But we both like
chocolate ice cream...



Same and Different

Sing to the tune of
"The Itsy, Bitsy Spider"



in some we are the same.

8


3

I like basketball.



9

and playing video games.



2

You like playing soccer.



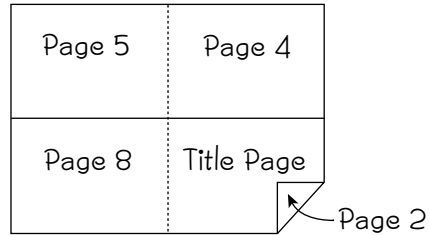
7

In some ways we are different,

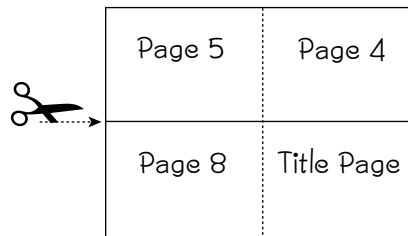


How to Make the Mini-Books


1 Remove the mini-book pages along the perforated lines. Then make a double-sided copy on 8 1/2- by 11-inch paper.



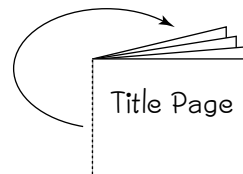
2 Cut the page in half along the solid line.



3 Place page 3 behind the title page.



4 Fold the pages in half along the dotted line.



5 Check to be sure that the pages are in the proper order and then staple them together along the book's spine.



NOTE: If you do not wish to make double-sided copies, you can simply make single-sided copies of each page, cut apart the mini-pages, and stack them together in order, with the title page on top. Staple together the pages on the left-hand side.